

**The Problem:** The built-in PDF reader in Firefox does not read the scripting in our interactive forms.

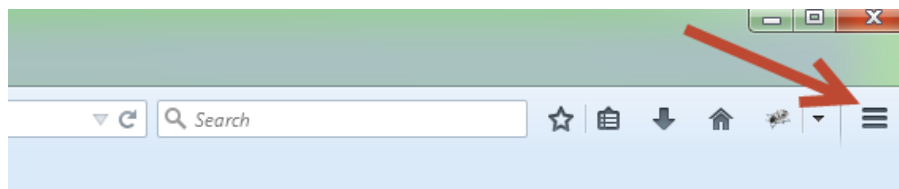
**The Solution:** Change your preferences in your Firefox browser.

Changing your preferences is simple and should only take about a minute. Here are the steps.

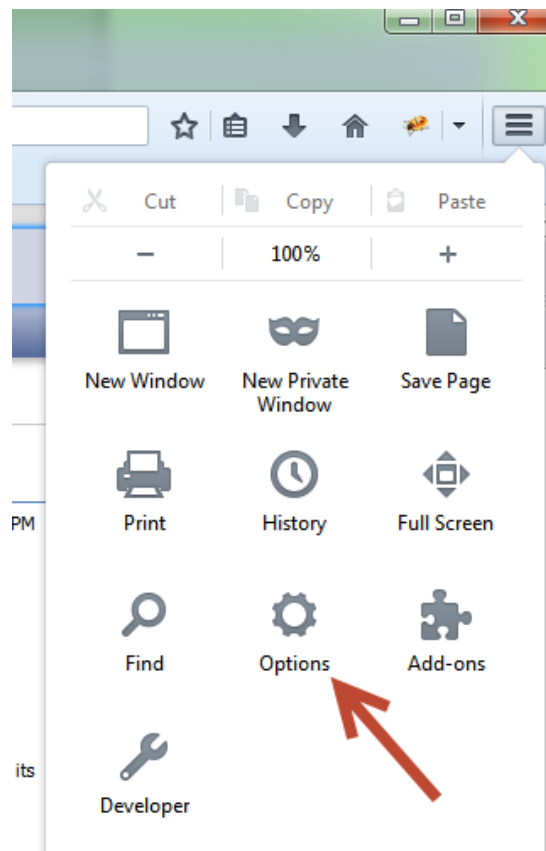
(1) First, make sure that you already have Adobe Reader. If you don't, you can download it for free at: <http://www.adobe.com/products/reader.html>

The remaining steps are done in your Firefox browser.

(2) In the upper left of the web browser, select the Open Menu icon.

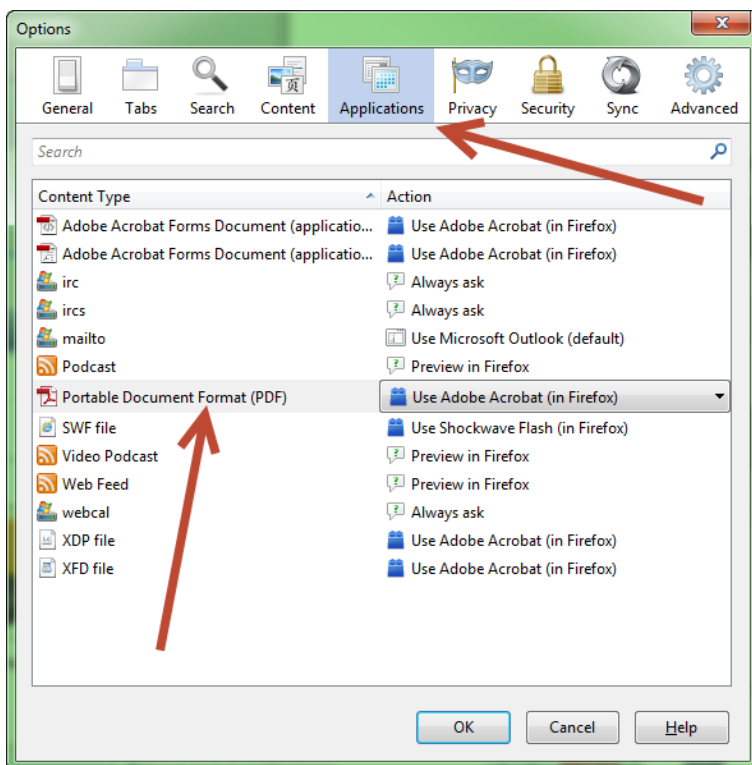


(3) In the menu that opens, select Options.

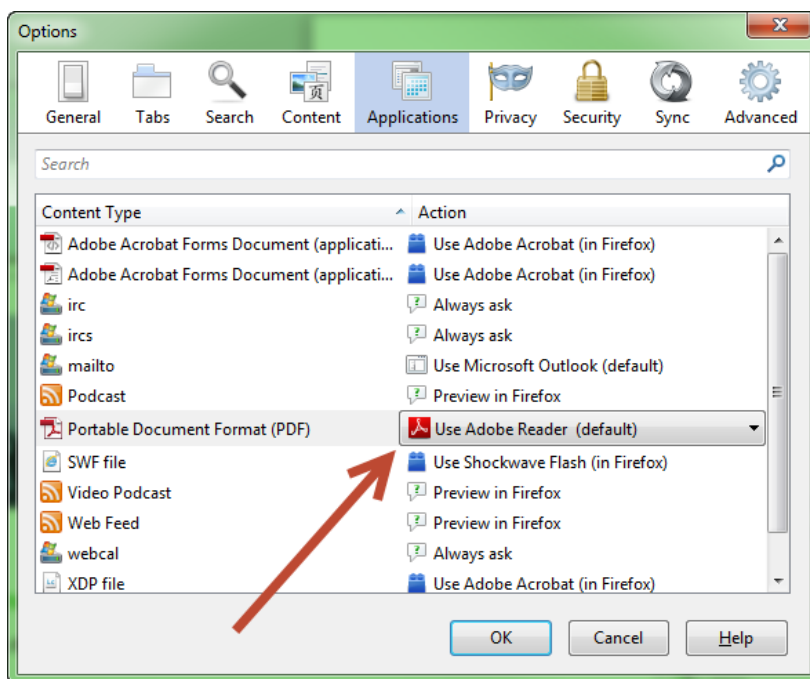


(4) In the Options menu, select Applications.

In Applications, look for Content Type (the left-hand column) item “Portable Document Format (PDF)”. The default Action (in the right-hand-column) is “Use Adobe Acrobat (in Firefox)”.



(5) Use the drop-down menu under Actions to change your preference to “Use Adobe Reader (default)”.



That’s it—you are finished updating your browser.