



Creating an Account for the Dust and Miscellaneous Portal

How to Register for the Dust and Miscellaneous (DM) Portal

August 2023



Contents

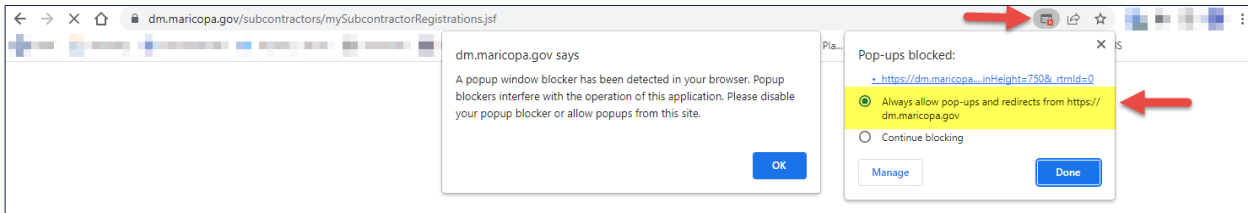
Internet Browser and Pop-up Blocker	3
Step 1 - Accessing the DM Portal.....	4
Step 2 – Enter User Information.....	5
Step 3 – Activate Account	6
Step 4 – Login to the DM Portal	7
Step 6 – Navigating the DM Portal.....	8
Need Help?.....	9
Permit and Registration Assistance.....	9
Technical Assistance	9
Air Quality Department and Feedback	9
Dust Control Training	9



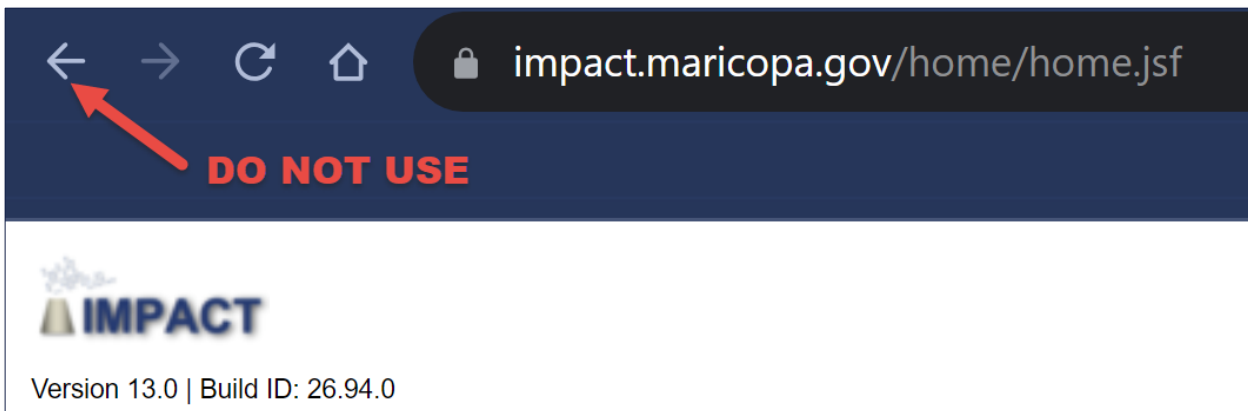
Internet Browser and Pop-up Blocker

The DM Portal is optimized for Google Chrome. The Maricopa County Air Quality Department (MCAQD) recommends using the Google Chrome browser for full functionality. Other browsers may experience technical difficulties.

Your browser may block pop-ups. If this occurs, users will need to allow pop-ups for this site to proceed. To allow pop-ups in Chrome, select the pop-up icon in the address bar. Next, select the setting to always allow pop-ups, then select **Done** to proceed. [Need help?](#)



Please note: Do not use the browser's back button when using the Dust and Miscellaneous Portal. Always use links within the application to navigate to the desired page.



Step 1 – Accessing the DM Portal

Using Google Chrome, visit DM.maricopa.gov to access the DM Portal. Review the disclaimer, then select **Agree**.

[Maricopa County Air Quality Department](#)
[Dust and Miscellaneous Portal](#)

IMPACT
Version 13.0 | Build ID: 20.02.0

Maricopa County Air Quality Department Public Online Portal Disclaimer:

Improper or incorrect use of this database may cause unexpected or inaccurate results. Although every attempt is made to ensure that the information contained in the database is accurate, Maricopa County Air Quality Department (MCAQD) is not responsible for any loss, consequence, or damage resulting directly or indirectly from reliance on the accuracy, reliability, or timeliness of the information presented. Users assume the risk of using the data. MCAQD is providing this data "as is" and no warranty expressed or implied is made, including (without limitation) any implied warranties of merchantability or fitness for a particular purpose. In no event will MCAQD be liable to any user or third party for any direct, indirect, incidental, consequential, special, or exemplary damages or lost profit resulting from any use or misuse of this data.

[Agree](#)

New users will select **New User? Register** to continue.

IMPACT
Version 13.0 | Build ID: 20.02.0

Home | Dust Control | Open Burn | Subcontractor Registration | Tanker Truck Certification (Vapor/Decal) | Invoices | Help

Home >

Welcome! Please sign in

Email:

Password:

[Login](#) [New user? Register](#)

[Having trouble signing in?](#)

Welcome to the Maricopa County Air Quality Department's Dust and Miscellaneous Portal for permit applications, registrations, notifications and invoice payments.

To complete tasks within the portal, you must first register as a new user or login to your existing account. To pay an invoice, you do not need to register or login. Select "Pay Invoice" from the upper right hand corner and enter your Invoice ID exactly as shown (e.g., IV012345). A public record search for existing application information does not require a user registration or login.

For best performance, use Google Chrome as your internet browser, and enable pop-ups from maricopa.gov. For additional assistance, select the **Help** tab located in the upper right-hand corner of the screen.

Home | Dust Control | Open Burn | Subcontractor Registration | Tanker Truck Certification (Vapor/Decal) | Invoices | Help | Login | Register



Step 2 – Enter User Information

Complete the required information within the New User Registration. Select **Register**.

New User Registration

* First Name:

* Last Name:


* Email:

* Password:
Must be at least 10-characters long, contain lower and upper case letters, and a symbol.

* Confirm Password:

* Phone:

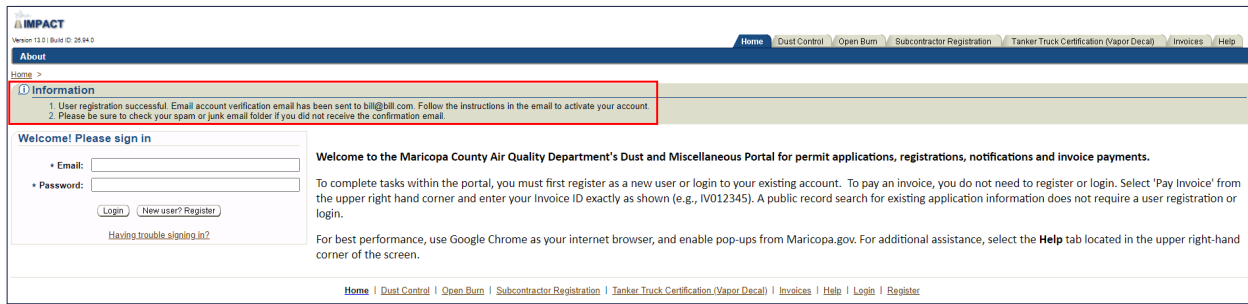
Your account is specific to your email address.
You will receive a validation email to which you must respond to activate your account.
Please check your junk or quarantined files if you do not see the validation email in your inbox.
For technical assistance contact AQDImpact@maricopa.gov or 602-506-7833.



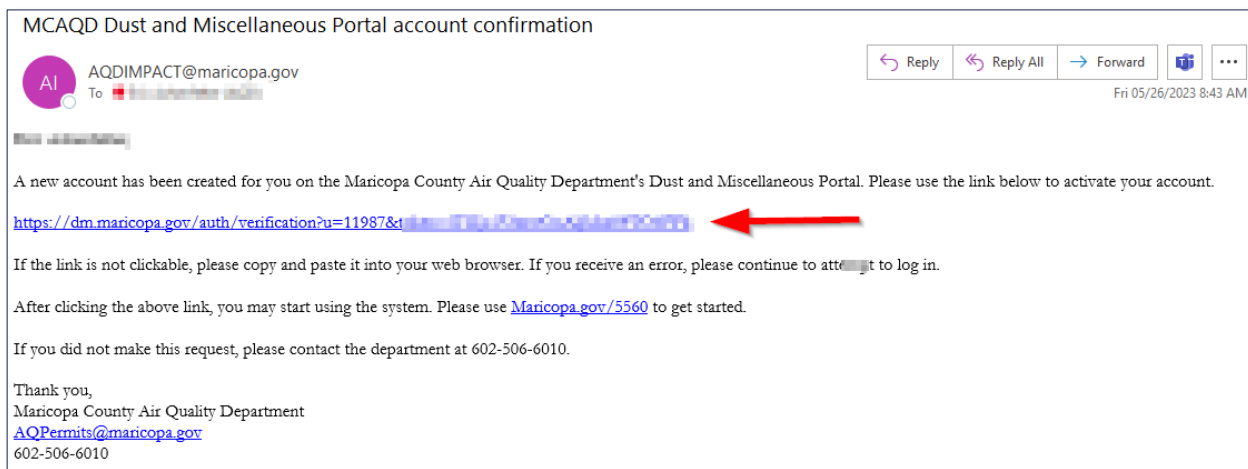


Step 3 – Activate Account

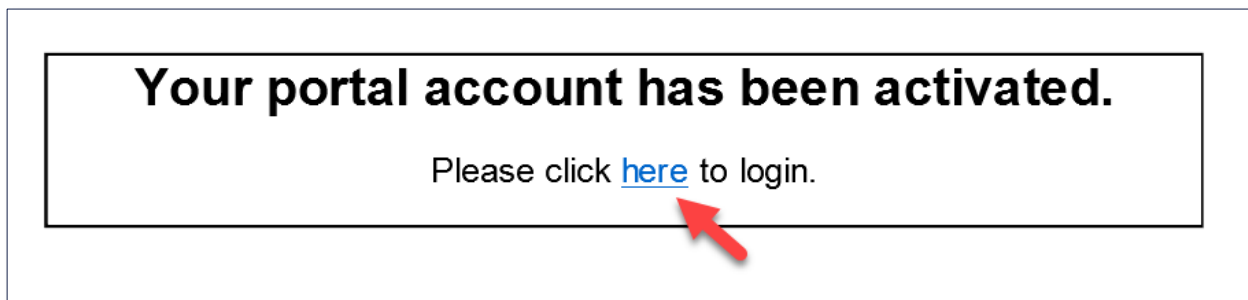
The portal will redirect to the login page. A notification will display that the user registration was successful in the top information bar.



A verification email will be sent to the email account used during registration. The recipient must click the activation link before login will be allowed. If the activation link produces an error, please close and reopen the web browser and visit [DM.maricopa.gov](https://dm.maricopa.gov) to log into the portal. [Need help?](#)



Once the link has been accessed, the account is activated. Select [here](#) to login.




Step 4 – Login to the DM Portal

Select **Agree** after reviewing the disclaimer.

Maricopa County Air Quality Department Public Online Portal Disclaimer:

Improper or incorrect use of this database may cause unexpected or inaccurate results. Although every attempt is made to ensure that the information contained in the database is accurate, Maricopa County Air Quality Department (MCAQD) is not responsible for any loss, consequence, or damage resulting directly or indirectly from reliance on the accuracy, reliability, or timeliness of the information presented. Users assume the risk of using the data. MCAQD is providing this data "as is" and no warranty expressed or implied is made, including (without limitation) any implied warranties of merchantability or fitness for a particular purpose. In no event will MCAQD be liable to any user or third party for any direct, indirect, incidental, consequential, special, or exemplary damages or lost profit resulting from any use or misuse of this data.



Enter the registered email and password then select **Login**.

IMPACT
Version 13.0 | Build ID: 28.94.0


[Home](#) | [Dust Control](#) | [Open Burn](#) | [Subcontractor Registration](#) | [Tanker Truck Certification \(Vapor Decal\)](#) | [Invoices](#) | [Help](#)

About

[Home](#) >

Welcome! Please sign in

* Email:
* Password:



[Having trouble signing in?](#)

Welcome to the Maricopa County Air Quality Department's Dust and Miscellaneous Portal for permit applications, registrations, notifications and invoice payments.

To complete tasks within the portal, you must first register as a new user or login to your existing account. To pay an invoice, you do not need to register or login. Select 'Pay Invoice' from the upper right hand corner and enter your Invoice ID exactly as shown (e.g., IV012345). A public record search for existing application information does not require a user registration or login.

For best performance, use Google Chrome as your internet browser, and enable pop-ups from maricopa.gov. For additional assistance, select the **Help** tab located in the upper right-hand corner of the screen.

[Home](#) | [Dust Control](#) | [Open Burn](#) | [Subcontractor Registration](#) | [Tanker Truck Certification \(Vapor Decal\)](#) | [Invoices](#) | [Help](#) | [Login](#) | [Register](#)



Step 6 – Navigating the DM Portal

After logging in, the portal will open the Home page. Registered users can now begin a new application, registration, and/or notification by selecting the appropriate tabs or links.

The screenshot shows the Maricopa County Air Quality Department's Dust and Miscellaneous Portal. At the top, there is a header with the department name and a navigation menu. The navigation menu includes links for Home, Dust Control, Open Burn, Subcontractor Registration, Tanker Truck Certification (Vapor Decal), Invoices, and Help. The Home link is highlighted. Below the navigation menu, there is a welcome message and a list of links for users to access their applications and records. The list includes links for My Dust Control Applications, My Open Burn Applications, My Subcontractor Registrations, and My Tanker Truck Certification (Vapor Decal) Records. The main content area contains a welcome message and instructions for users to register or login, and a note about using Google Chrome for best performance.

[Maricopa County Air Quality Department](#)
[Dust and Miscellaneous Portal](#) [Profile](#) [Logout](#)

IMPACT
Version 13.0 | Build ID: 20.04.0
Welcome [redacted]
Last Login: 07/27/2023 11:01 AM

[Home](#) [Dust Control](#) [Open Burn](#) [Subcontractor Registration](#) [Tanker Truck Certification \(Vapor Decal\)](#) [Invoices](#) [Help](#)

[About](#)

[Home](#) >

Welcome, [redacted]

- [My Dust Control Applications](#)
- [My Open Burn Applications](#)
- [My Subcontractor Registrations](#)
- [My Tanker Truck Certification \(Vapor Decal\) Records](#)

Welcome to the Maricopa County Air Quality Department's Dust and Miscellaneous Portal for permit applications, registrations, notifications and invoice payments.

To complete tasks within the portal, you must first register as a new user or login to your existing account. To pay an invoice, you do not need to register or login. Select 'Pay Invoice' from the upper right hand corner and enter your Invoice ID exactly as shown (e.g., IV012345). A public record search for existing application information does not require a user registration or login.

For best performance, use Google Chrome as your internet browser, and enable pop-ups from maricopa.gov. For additional assistance, select the **Help** tab located in the upper right-hand corner of the screen.

[Home](#) | [Dust Control](#) | [Open Burn](#) | [Subcontractor Registration](#) | [Tanker Truck Certification \(Vapor Decal\)](#) | [Invoices](#) | [Help](#) | [Profile](#) | [Logout](#)



Need Help?

Permit and Registration Assistance

For assistance determining the appropriate information to include in your application, please email AQPermits@maricopa.gov or call 602-506-6702.

Technical Assistance

If you are experiencing technical issues or have user registration questions, please send screenshots (if possible) and questions to AQDImpact@Maricopa.gov and/or call support at 602-506-7833.

Air Quality Department and Feedback

General questions or feedback for MCAQD can be sent to AQMail@maricopa.gov or call 602-506-6010.

Dust Control Training

If you are involved in dust-generating operations (such as construction, earthmoving, or bulk material handling), you are subject to [Rule 310](#) and may need dust control training.

If your work involves processing (such as crushing, mechanized screening, or bagging) rock products, asphalt, or concrete, you are subject to [Rule 316](#) and may need dust control training.

For more information regarding dust control training and/or registration, visit Maricopa.gov/1875 or contact MCAQD training staff at AQTraining@Maricopa.gov, or call 602-372-1467.

