

2018 Pathways to Viral Suppression Needs Assessment



Needs Assessment Results
**ARIZONA STATEWIDE
PHOENIX EMA**

Ryan White Part A & B

July 19, 2018

HRSA DISCLAIMER

This project is supported by the Health Resources and Services Administration (HRSA) of the U.S. Department of Health and Human Services (HHS) under the Ryan White HIV/AIDS Treatment Extension Act of 2009 (Public Law 111-87)

Acknowledgements

We would like to thank all the consumers, service providers, and partners who participated in this assessment or supported its completion. We hope that this assessment enables the State of Arizona and the Phoenix EMA to better understand and address the needs of people living with HIV/AIDS (PLWHA).

We would also like to thank those individuals who contributed their time and expertise to the development of the assessment and this document:

Ryan White Part A Office:

Rose Conner

Chavon Woods

Jeremy Hyvarinen

Kate Luna

Ryan White Part B Office:

Carmen Batista

Nicole Vandrovec

ADHS Prevention Program

John Saperro



Specializing in Consulting Services for Ryan White CARE Act Entities



Needs Assessment Results
ARIZONA STATEWIDE
PHOENIX EMA

Ryan White Part A & B

July 19, 2018

Introduction

The Phoenix Eligible Metropolitan Area (EMA), Ryan White Part A Program, and The Arizona Department of Health Service, Ryan White Part B Program are recipient's of federal funds to provide a comprehensive system of care that includes primary medical care and essential support services for people living with HIV who are uninsured or underinsured.

The Pathways to Viral Suppression Needs Assessment will inform the RWHAP in targeting and prioritizing Ryan White Grant Funding throughout the State of Arizona, which includes the Phoenix EMA.

The goal of this Needs Assessment is to better understand how people living with HIV/AIDS in the State of Arizona achieved and maintained viral suppression. This data will be utilized to better inform services to help other PLWH achieve and maintain viral suppression and accomplish the Statewide Integrated Prevention and Care Plan 2017-2021 goal of **zero** new infections.

The Needs Assessment incorporates input from PLWHA who receive RWHAP services and are virally suppressed. In order to increase understanding of the unique circumstances which led PLWH to achieving and maintaining viral suppression, information was collected through in-person, paper, and online surveys. Extensive quantitative data analyses were also conducted.



Quick Facts



682 surveys were completed.
280 Statewide
402 Phoenix EMA



Approximately 17,464 PLWH in Arizona.




The survey will inform future service delivery and strategies for increased viral suppression.



A Statewide partnership will provide additional input on increased viral suppression strategies.




Characteristics of Survey Respondents



White (non-Hispanic)




315/46%



Black or African American




54/8%



Hispanic



219/32%




American Indian / Alaskan Native




21/3%



Gender




Characteristics of Survey Respondents



76% ADHS

68% EMA


487/71%



13% ADHS

26% EMA

141/21%



No Respondents

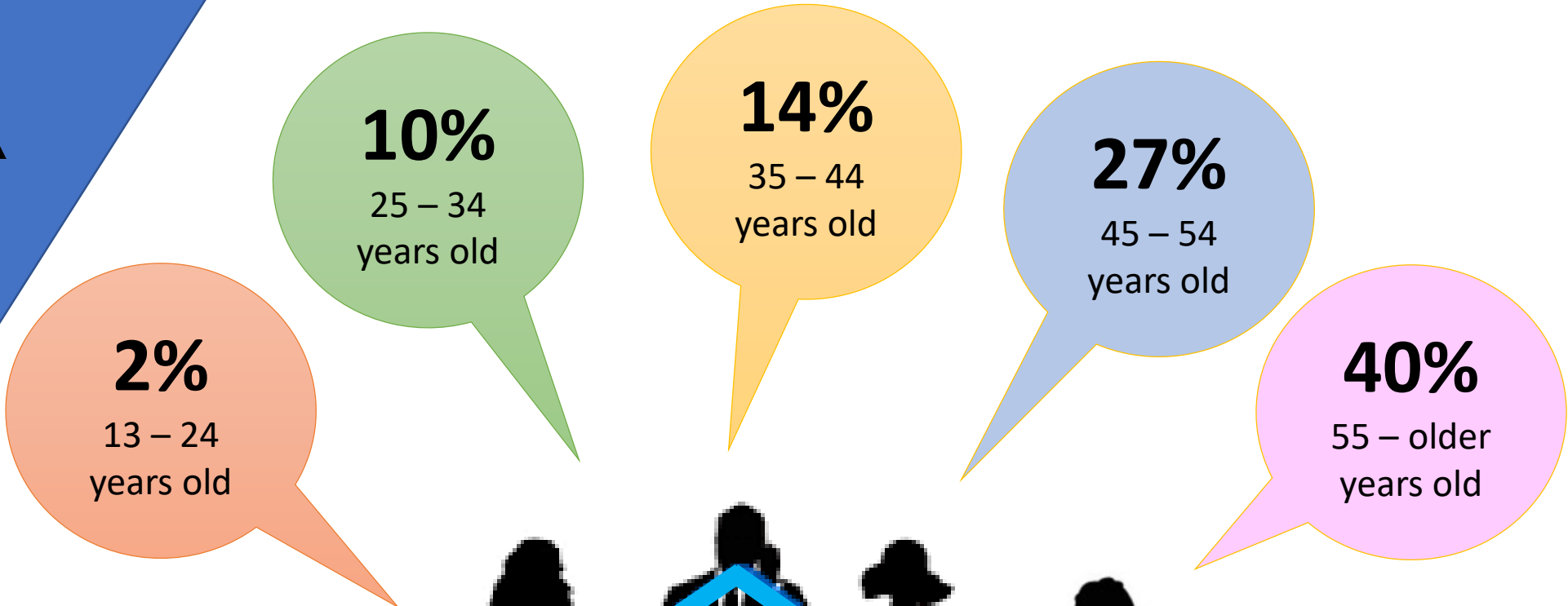
<1% EMA

5/<1%



Current Age

Characteristics of Survey Respondents



Youngest 19y/o

Oldest 77y/o



Self Reported Exposure Method



Characteristics of Survey Respondents

MSM

Men who have sex with men

49%
EMA

60%
ADHS

366 / 54%

IDU

Injection Drug Use

7%
EMA

5%
ADHS

42 / 6%

MSM/IDU

Men who have sex with men
& Injection Drug Use

11%
EMA

2%
ADHS

51 / 7%

Heterosexual

27%
EMA

16%
ADHS

152 / 22%



Primary Insurance & Poverty Level



Characteristics of Survey Respondents

 Medicare A/B **228 / 33%**

 AHCCCS - Medicaid **219 / 32%**

 Private - Employer **84 / 12%**

 Private - Individual **45 / 7%**

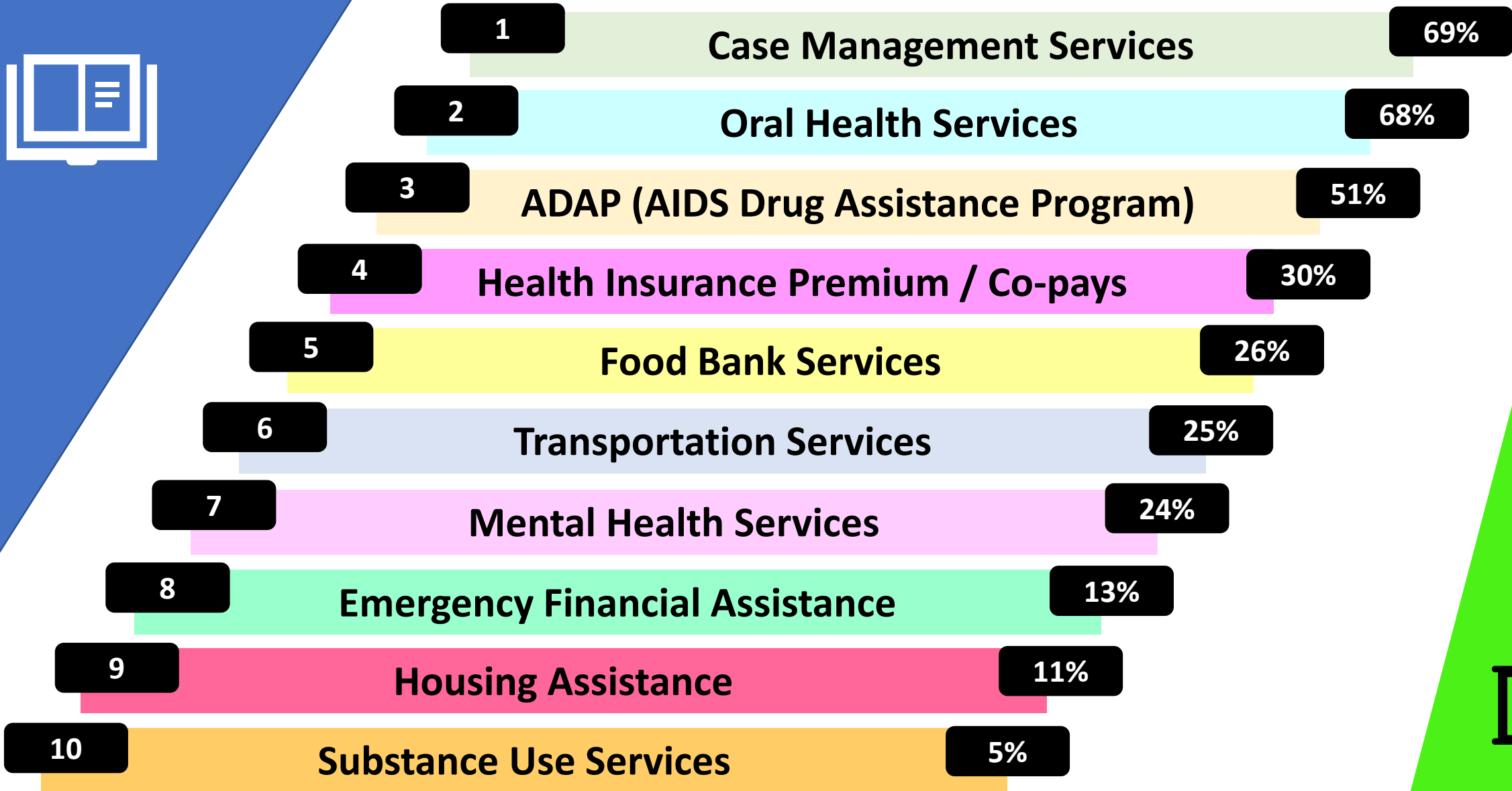
 No Insurance **15 / 2%**



0-100% FPL	43%
101-200% FPL	29%
201-300% FPL	13%
301-400% FPL	7%

Characteristics of Survey Respondents

Services used to “stay” in care.



Service Usage & Viral Suppression



Characteristics of Survey Respondents

Services Used to Achieve

Maintain Viral Suppression

11%

Case Management Services

16%

11%

Oral Health Services

25%

6%

ADAP (AIDS Drug Assistance Program)

13%

7%

Health Insurance Premium / Co-pays

10%

7%

Food Bank Services

21%

16%

Transportation Services

18%

9%

Mental Health Services

17%

13%

Emergency Financial Assistance

21%

8%

Housing Assistance

23%

10%

Substance Use Services

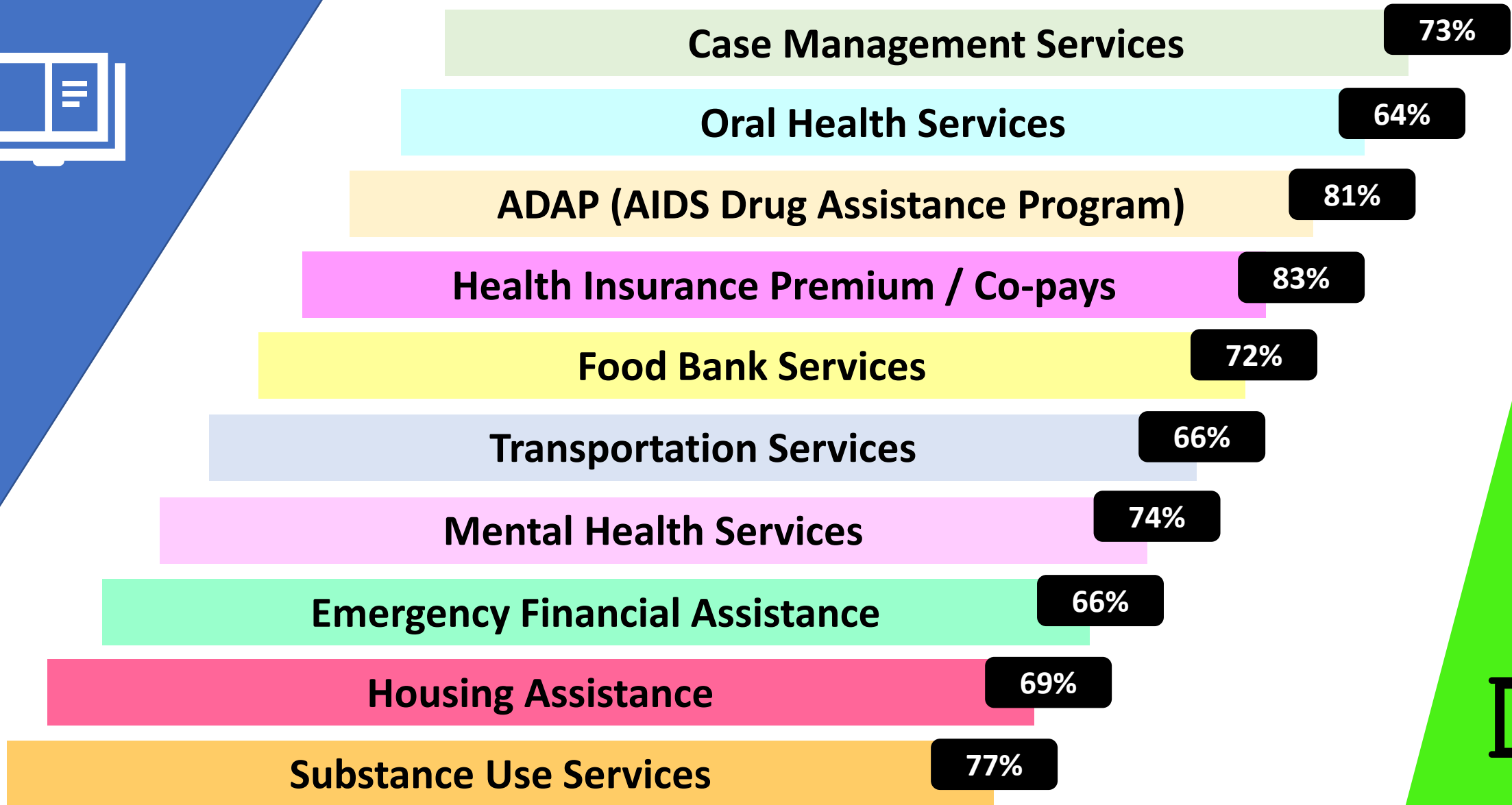
13%





Characteristics of Survey Respondents

Services Used to Achieve and Maintain Viral Suppression



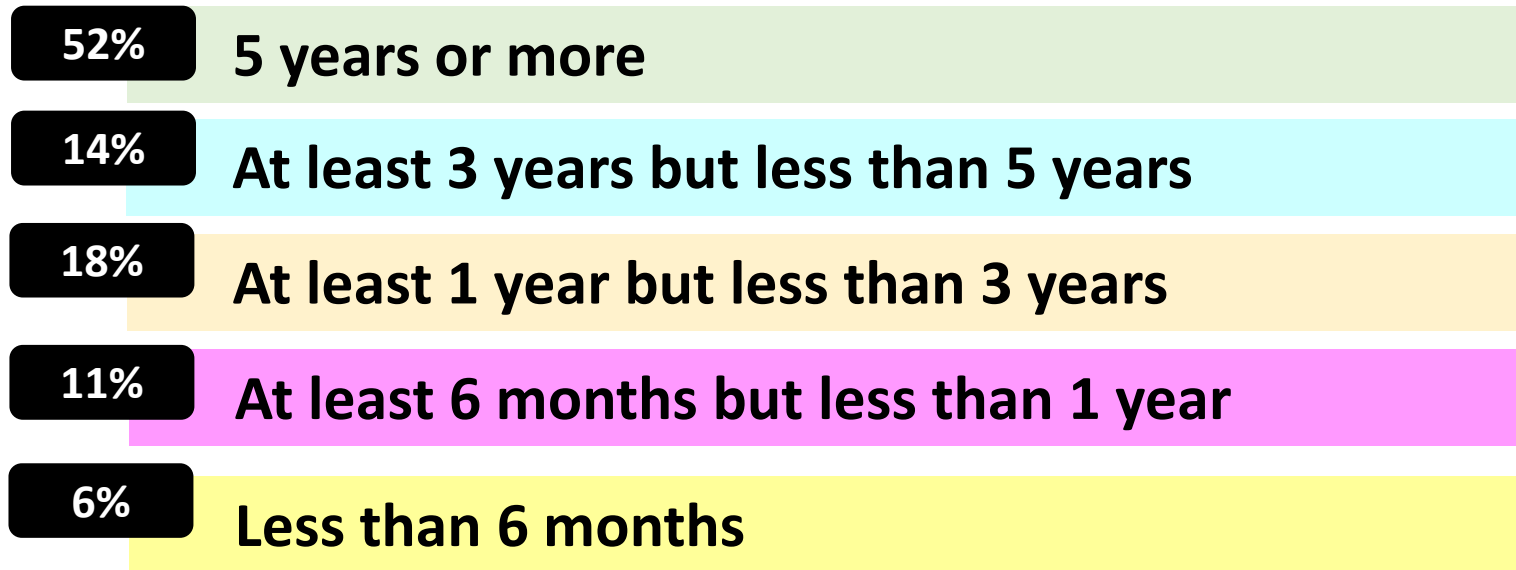


Characteristics of Survey Respondents

In 2017, how many times did you visit your HIV Healthcare provider?

- 3% of clients had only 1 medical visit in 2017
- 18% of clients had 2 medical visits in 2017
- 15% of clients had 3 medical visits in 2017
- 33% of clients had 4 medical visits in 2017
- 31% of clients had 5+ medical visits in 2017

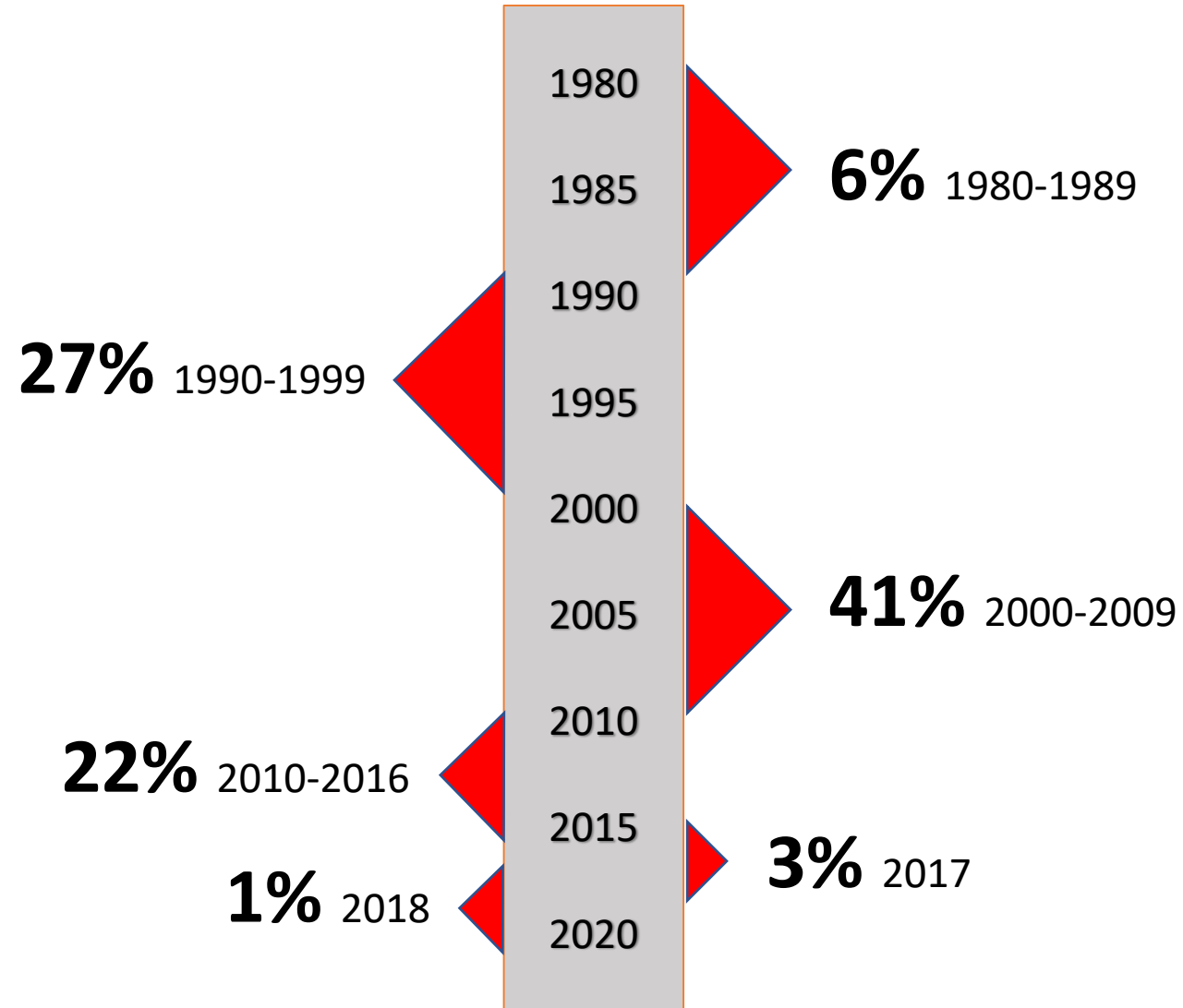
How long have client's been going to HIV Provider



Year Diagnosed



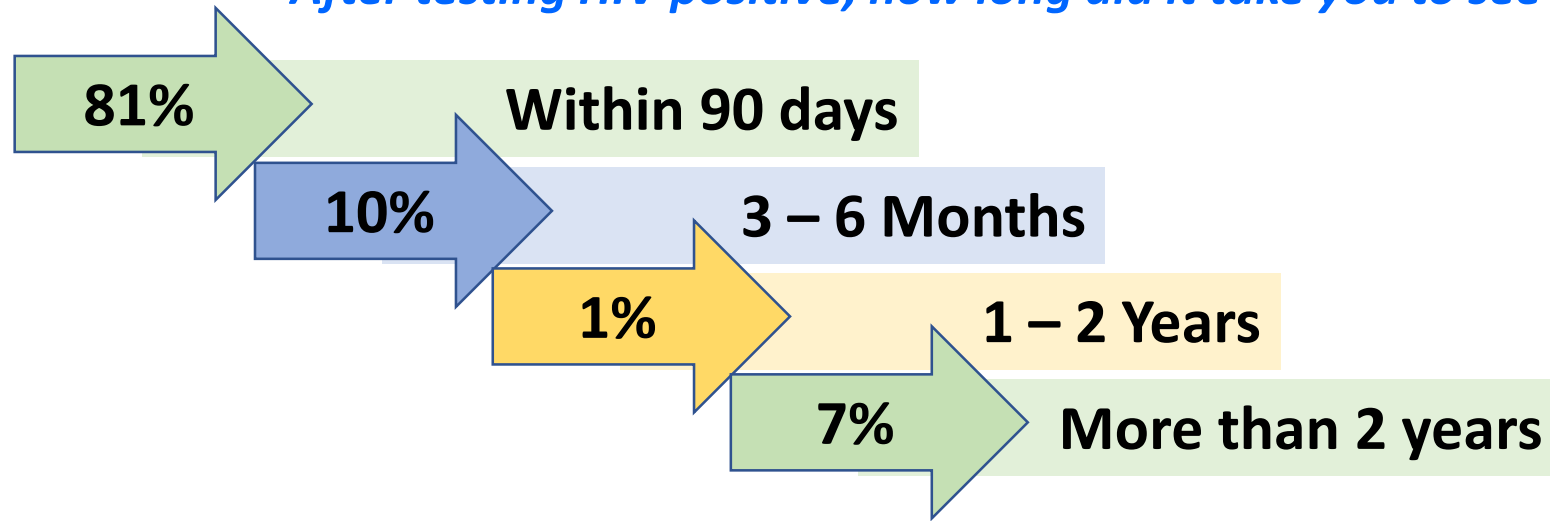
Characteristics of Survey Respondents





Characteristics of Survey Respondents

After testing HIV positive, how long did it take you to see a doctor?



Is there a reason(s) it took you more than 6 months to see a doctor?

- 57%** I was not ready to accept my HIV diagnosis.
- 14%** I did not know where to get care.
- 14%** I did not have insurance and could not afford care.
- 42%** I did not believe I was HIV positive.
- 14%** I did not want my family and friends to find out.



Characteristics of Survey Respondents

In a brief statement, what advice would you give to someone living with HIV to achieve and maintain viral suppression?

Never stop taking medication, since that is what helps to remain undetectable and live longer healthy life.

I can tell them that it's important to take your meds because it's your life right there, it's about your health. you **HAVE** to take it until they find a cure.

Eat right and exercise.

Take medication every day, take vitamins, exercise, eat well, and use protection when engaging in sexual activities.

You have to find a doctor that is right for you and listens to your problems. You need to feel comfortable speaking to your doctor about your problems.

Take medication every day, take vitamins, exercise, eat well, and use protection when engaging in sexual activities.