

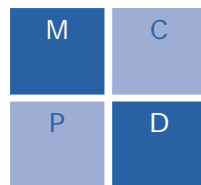
LAW OFFICE OF THE PUBLIC DEFENDER



Delivering America's Promise of Justice for All

2008-2009

ANNUAL REPORT



M A R I C O P A C O U N T Y

CONTENTS

FY09 Annual Report

purpose and goals	3
department initiatives	4
training and diversity	12
organizational chart	16
budgeting and managing for results	18
statistical abstracts	20

The mission of the Office of the Public Defender is to provide quality legal representation to indigent individuals assigned to us by the court, thus safeguarding the fundamental legal rights of each member of the community.

GOALS

FY09 Annual Report

The Maricopa County Public Defender's Office provides tremendous value to the community by serving an important public safety function. We seek effective dispositions for addressing the underlying problems that contribute to our clients' criminal behavior, thus providing them with their best chance to become productive and law-abiding individuals. Our goals are:

To protect the rights of our clients, to guarantee that clients receive equal protection under the law, regardless of race, creed, national origin or socioeconomic status, and to ensure that all ethical and constitutional responsibilities and mandates are fulfilled.

To obtain and promote dispositions that are effective in reducing recidivism, improving clients' well-being, and enhancing quality of life for all.

To work in partnership with other agencies to improve access to justice, develop rational justice system policies, and maintain appropriate caseload and performance standards.

To enhance the professionalism and productivity of all staff.

To perform our obligations in a fiscally responsible manner including maintaining cost effectiveness by limiting the percentage of increase in the annual cost per case to no more than the percentage of increase in the overall annual funding of the County's criminal justice group.



defend

protect

enhance

promote

improve

ensure

partner

respond

produce

resolve

achieve

represent

lead

DEPARTMENT INITIATIVES


The office continues to take a leadership role in issues impacting the greater community and the criminal justice system as a whole. During the past fiscal year, we focused efforts on addressing veterans' issues and seeking to establish a veterans' court, including facilitating the creation of an exploratory committee, devoting our November 2008 Newsletter to veterans' issues, establishing a network of attorneys across the state who are willing to assist in veterans' issues, coordinating several training sessions at the APDA devoted to veterans issues, pursuing grant funding for a veterans' court, exploring potential legislation to assist veterans in criminal proceedings and working with the Court's Pretrial Services Division to enhance the type of information obtained from defendants regarding veteran status.

We also have worked on numerous projects focused on reentry issues to facilitate individuals with felony convictions having productive lives upon release. To this end, we coordinated efforts with the Juvenile Public Defender's Office to organize and provide volunteers for two restoration of rights events. In addition, we have actively participated on reentry committees through the Department of Justice and Maricopa County's Reentry and Crime Prevention Committees, including the Legacy Project and "One Stop Shopping" Reentry Project.

In furtherance of these efforts, the office strengthened our collaborative work with Arizona State University by evaluating AARIN Reports from the ASU Center for Violence Prevention and Community Safety and applying related data to problem solving courts and evidence-based sentencing practices. We coordinated training at the June 2009 APDA Statewide Conference on these same topics, which included having ASU Professors and Judge Ronald Reinstein present findings and information on evidence-based sentencing. Other FY09 efforts regarding reentry initiatives issues included working with Clerk of the Court, probation and the judiciary to improve the means for defendants to obtain misdemeanor designations upon successful completion of probation in class 6 undesignated matters and creating a pamphlet to assist clients in being successful on probation.

During this past fiscal year, our office continued its leadership role in the Regional Homeless Court, including active involvement in monthly committee meetings, creating a training film for service providers, and continuing efforts to expand court to encompass county cases.

Mental illness is another critical area impacting our clients and the greater community. We have continued seeking ways to better address this area



FY09 Annual Report

by actively participating as member of County's SMI Commission, working with Magellan to create more efficient and effective SMI evaluations and working with CHS to address medical needs of defendants.

Our efforts continued this year to address the needs of juveniles facing felony charges in adult court. In our FY08 annual report, we noted that "[i]t will take several years to acquire sufficient data to gauge the impact this specialized approach [juveniles in adult court specialty unit] had had in the overall outcome of these cases, but we anticipate that this group specialized skills and training will result in a more efficient and productive use of our personnel." As FY 09 drew to a close, judges familiar with juvenile in adult court cases were asked the following question: "Is there a noticeable difference in the quality of representation provided by these attorneys as opposed to attorneys whose case load is not restricted to juveniles in the adult court?" Among the comments received were the following: they are very thorough and their work does make a difference in the outcome of their assigned cases; outstanding representation; yes, there is a noticeable difference in quality of representation; I think it is worth the effort [juvenile in adult court specialization] and I do so see a difference in the level of representation; and, there is a difference. Although this Unit is still in its infancy, these comments strongly suggest that we are on the right track.

The past fiscal year also posed a number of challenges with regard to the jails. To this end, we served as a liaison with the Jail on a myriad of issues, including visitation, transport to Court, access of experts, and confidentiality issues in the Mesa RCC.

We took a leadership role regarding critical rule changes several times during the past fiscal year, primarily in conjunction with the Supreme Court's Criminal Rules Video-Conference Advisory Committee. Our office was one of only two defense representatives on this committee and, among other things, created a minority proposal that significantly impacted the final rule, coordinated presentations at several committee meetings, and co-authored several minority position papers that helped craft the final rule.

Finally, we initiated several other projects in the community to create new partnerships and provide our office with additional resources. Chief among them were helping to create an externship program with the ASU School of Social Work for offering students practical experiences in their field of study and a fellowship program involving the assignment of a Snell and Wilmer associate to our office for one year of full-time pro bono legal work.

TRAINING ACTIVITIES

Our two-week “New Attorney Training Program” continues to be a top priority. While we only presented the program two times this past year because of the County-wide hiring freeze, we provided orientation to forty-nine attorneys from throughout the state.

In November, we brought nationally-recognized trainer Ira Mickenburg to Phoenix for a full day seminar on Cross-Examination and Challenging the Tainted Witness Issues. Fifty-nine attorneys from around the state attended this cutting-edge seminar.

The Arizona Supreme Court and Rule 6.8 of the Arizona Rules of Criminal Procedure require all lawyers involved in death penalty litigation to receive a minimum of six hours of continuing legal education in this area.

In December, the “Annual Death Penalty Conference” was, conducted, proving very successful. We collaborated with the Federal Public Defender’s Capital Habeas Division, the Maricopa County Legal Defender, and the Maricopa County Legal Advocate to present nationally-known speakers for training needed in the ever-changing death penalty field.


Without this seminar, many capital case litigators in Arizona would find it more difficult and expensive to qualify to represent clients facing the death penalty. Our role is particularly critical due to the current shortage of qualified capital defense attorneys in Maricopa County. This year’s highlights included Arizona Supreme Court Justice Mike Ryan and Maricopa County Superior Court Criminal Presiding Judge Gary Donahoe’s presentations on “Views from the Bench,” Capital Case Law Update by Jennifer Garcia and Paula Harms from the Federal Public Defender’s Office, and a presentation

on Cutting Edge Issues in Mitigation from Russ Stetler, a renowned expert in the field.

In March, the 13th Annual “MCPD Trials Skills College” was moved to our downtown office. The emphasis of the trial college is on cross-examination, impeachment,

jury communication techniques, and voir dire. Because the costs of the facilities are minimal, MCPD is able to attract preeminent legal scholars to provide instruction. Terrence McCarthy, the Executive Director of the Federal Public Defender’s Office of the Northern District of Illinois and nationally recognized expert on cross-examination, taught impeachment and cross-examination. Also joining





FY09 Annual Report

the faculty was Joshua Karton, a nationally recognized speaker on Jury Communication. Mr. McCarthy and Mr. Karton are highly respected speakers who, among other things, teach at the National Criminal Defense College and the Western Trial Advocacy Institute. Thirty-seven attorneys from throughout the state attended the trial college.

In April, we again collaborated with the Arizona Prosecuting Attorney Advisory Council to offer the Supreme Court-mandated Professionalism Course to 42 attendees from both public defense and prosecution offices.

Also in April, we brought back Ira Mickenberg to Phoenix for a one-day seminar on "Defending Eyewitness ID cases." This nuts and bolts seminar had 57 attorney attendees from throughout the state.

MCPD co-sponsored the "Seventh Annual Arizona Public Defender Association Conference" in June 2009. This year's conference was another outstanding success with nearly 1,100 attendees, 200 faculty and 125 sessions offering up to 18 hours of CLE, including 14.75 hours of ethics.

We continue to present an average of two "brown bag" training sessions each month for attorneys and support staff. Most of these sessions focus on new developments in the law and practical methods of effective advocacy.

Technological advances, including the Superior Court's case management systems (e.g., iCIS and eFiling), resulted in significant expansion of computer related training over this past year. MCPD offered over 117 technology classes this past fiscal year related to current job functions for the attorneys and support staff, including iCIS, IRIS (Indigent Representation Information System), eFiling, New Employee Computer Training and PowerPoint classes.


Our office training newsletter, *for The Defense*, continues to be an effective training tool for defenders across the state. It is published regularly to practitioners within the criminal justice system. We strive to make it as interesting and educational as possible.

In summary, the Maricopa County Public Defenders Training Department is a cost effective and dynamic tool for training public defenders and staff throughout the state, improving the quality of representation for indigents.



TRAINING ACTIVITIES

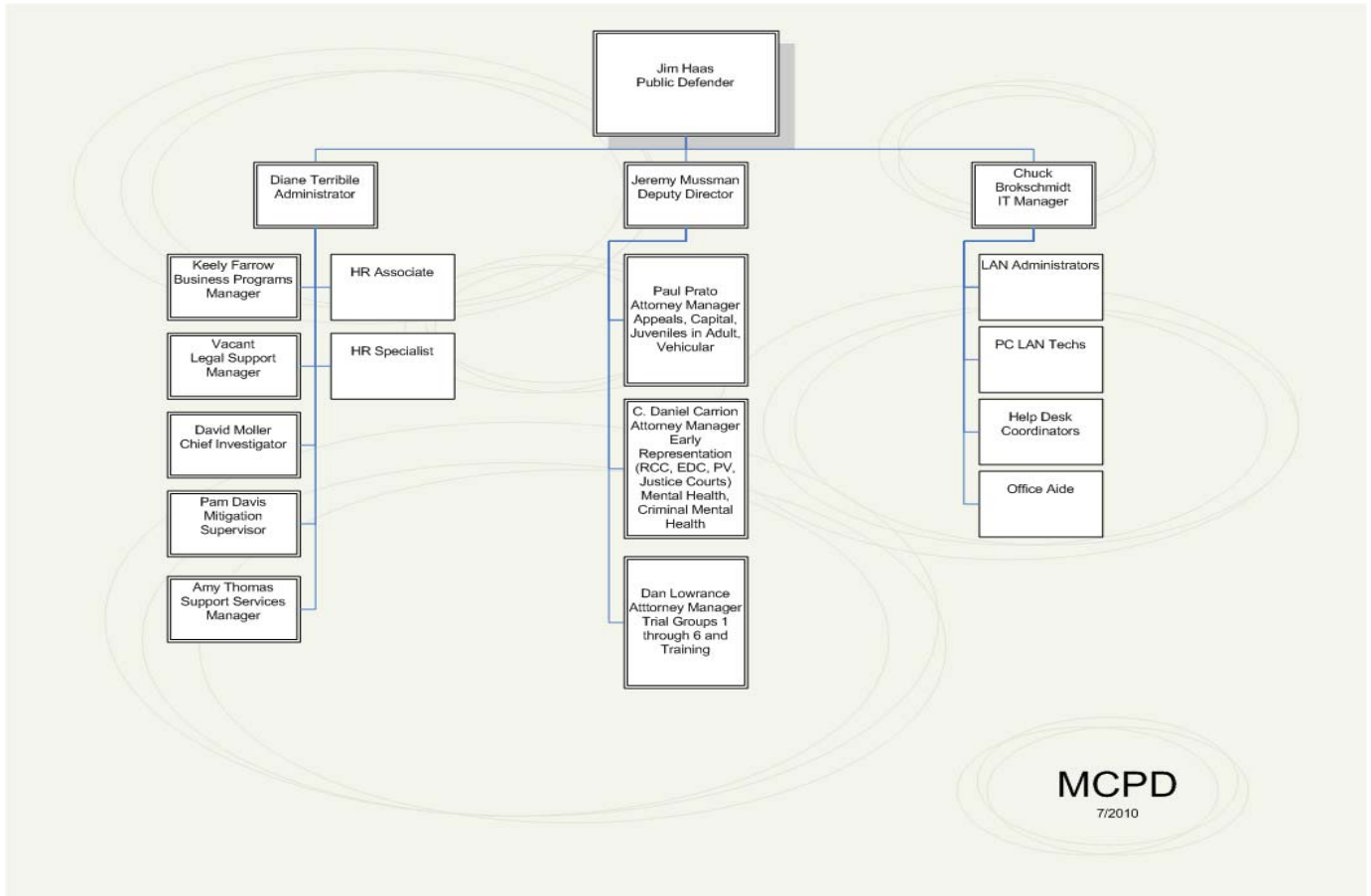
Title of Conference/Training	Date(s)	# of attendees
Computer Training for New Employees	July 2008 – June 2009	26
E-Filing for New Employees	July 2008 – June 2009	17
iCIS Training for New Employees	July 2008 – June 2009	25
IRIS Adding Case People	July 2008 – June 2009	5
IRIS Case Management for Legal Advocate & Legal Defender	July 2008 – June 2009	104
IRIS Case Management for New Employees	July 2008 – June 2009	35
IRIS Other Case People for Legal Defender	July 2008 – June 2009	21
IRIS Time Sheets	July 2008 – June 2009	12
IRIS Time Sheets for Legal Defender	July 2008 – June 2009	7
Real Colors - Admin	July 11, 2008	11
Westlaw for Paralegals Lecture/Q & A Session	July 25, 2008	7
Accurint Training for Investigators	July 31, 2008	5
Public Defender University: Jury Instructions	August 8 – September 19, 2008	16
Reducing Driver Distraction SAE International Webcast	August 14, 2008	8
Auto/Pedestrian Collision - Brown Bag	August 15, 2008	11
Restore Your Rights & Outreach Program - Brown Bag	August 22, 2008	33
Westlaw Training Customizing Your Search	August 22, 2008	3
Real Colors - Paralegals	August 27, 2008	18
Basic Outlook Calendaring	September 10 & 12, 2008	0
International Rescue Committee - Brown Bag	September 12, 2008	11
Buffalo City Court Veteran's Program - Brown Bag	September 18, 2008	28
Death of a Princess: Investigation into the Crash - Brown Bag	September 19, 2008	18
Transferred Youth - Brown Bag	October 3, 2008	21
Powerful Courtroom Messages	October 15, 2008	11
MVD/DES Investigator Training	October 16, 2008	6
Real Colors - OPDS	October 21, 2008	14
ALPHA Program - Brown Bag	October 23, 2008	27
Real Colors - Support Staff	October 22-23 and November 5-6, 2008	79
Webinar: Law Enforcement and Mental Illnesses	October 28, 2008	6
Recent Federal Loan Repayment Legislation Update - Brown Bag	November 7, 2008	16
Juveniles in Adult Court: Competency Issues	November 14, 2008	25
Realistic Guide to Cross & Challenging the Tainted Witness	November 17, 2008	59
Real Colors - Mitigation	November 20, 2008	13
Westlaw Training Appellate & General Refresher	November 21, 2008	11




FY09 Annual Report

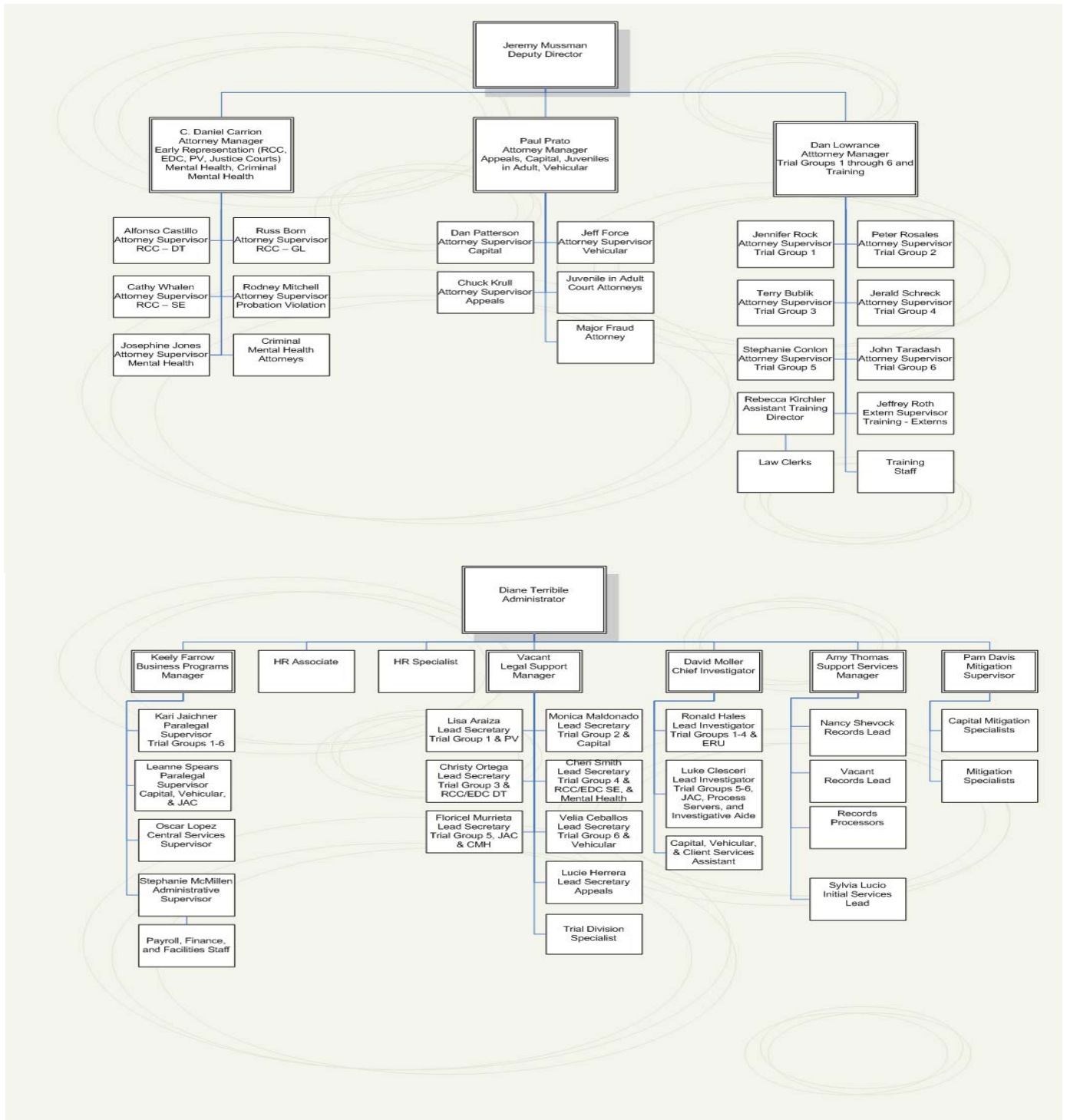
Title of Conference/Training	Date(s)	# of attendees
Master Calendar Pilot Project - Brown Bag	December 1, 2008	50
Train for the Train Metro Rail - Brown Bag	December 3, 2008	25
Death Penalty Conference	December 4-5, 2008	198
Office 2007 Word & Outlook	January – April, 2009	234
Langin Debrief Capital Case Discussion	January 20, 2009	19
Assessments and Measurements	January 22, 2009	35
Immigration Issues: Visas Helping or Hindering	January 23, 2009	15
What's New In Excel 2007	February – June 2009	34
GEI Approach in a Criminal Case - Brown Bag	February 18, 2009	52
Stop Search and Seizure - Brown Bag	February 23, 2009	12
Immigration Issues: Federal Consequences of State Convictions - Brown Bag	February 26, 2009	19
Westlaw Training Searching Options	February 27, 2009	2
13 th Annual Trial College	March 11-13, 2009	37
Real Colors – RCC Downtown	March 20 & April 3, 2009	33
Webinar HIPAA: Myths, Facts and Cross-System Collaboration	March 23, 2009	8
Restoration of Rights	March 30, 2009	24
DUI Training	April 7, 2009	10
Real Colors – Records/Initial Services	April 14, 2009	22
Eyewitness Seminar	April 17, 2009	59
DNA Evidence: Beyond the Basics - Brown Bag	April 24, 2009	33
Spring Professionalism Course	April 24, 2009	42
Webinar: Mental Health First Aid	April 28, 2009	2
View An Autopsy	May – June 2009	34
Domestic Violence: Perceptions and Characteristics - Brown Bag	May 1, 2009	25
How the 5 th Amendment Protects All of Us! - Brown Bag	May 7, 2009	35
SMI Probation - Brown Bag	May 14, 2009	32
Webinar: Improving Mental Health Court Response	May 19, 2009	1
Performance Management Making it Work for You	May 21, 2009	12
ACE: Appeals Court E-Filing	June 12, 2009	25
7 th Annual APDA	June 17-19, 2009	771
Restoration of Rights	June 23, 2009	17
Expanded Master Calendar	June 29, 2009	56

ORGANIZATIONAL CHART





FY09 Annual Report



BUDGET ABSTRACT

MARICOPA COUNTY PUBLIC DEFENDER'S OFFICE
BUDGET
7/1/08 THROUGH 6/30/09


ACCOUNT	EXPENDITURES
SALARIES & BENEFITS	\$34,195,329.83
GENERAL SUPPLIES	\$317,337.20
FUEL	\$11,616.43
NON-CAPITAL EQUIPMENT	\$21,698.99
LEGAL SERVICES	\$1,289,337.23
OTHER SERVICES	\$183,642.36
RENT & OPERATING LEASES	\$471,489.68
REPAIRS AND MAINTENANCE	\$15,541.23
INTERNAL SERVICE CHARGES	\$51,112.91
TRAVEL AND EDUCATION	\$222,092.17
POSTAGE/FREIGHT/SHIPPING	\$35,542.95
CAPITAL EQUIPMENT	\$0.00
VEHICLES	\$0.00
DEBT SERVICES (Technology Financing)	\$263,879.41

TOTAL EXPENDITURES **\$37,078,620.39**

APPROPRIATIONS**	AMOUNT
GENERAL FUNDS	\$35,341,386.00
TRAINING SPECIAL REVENUE FUND	\$616,825.00
FILL THE GAP SPECIAL REVENUE FUND	\$387,251.00
DEA GRANT	\$2,327,482.00

TOTAL APPROPRIATIONS **\$38,672,944.00**

**This is the final year-end revised budget after the transfer of budget savings (\$800,000) to the Office of Contract Counsel.



Budgeting and Managing for Results

Managing for Results (MFR) continues to be used for improving the effectiveness and efficiency of services provided to Maricopa County citizens. MFR is a comprehensive and integrated management system that was established in 2000. Four cycles (planning, budgeting, reporting, evaluating) comprise the MFR process which is heavily used in County decision-making.

The Public Defender's Office created its first MFR strategic plan in fall 2001 and began reporting quarterly data in FY02. Data reported includes projections and historical actuals for case assignment, case resolution, expenses, and attorney workload figures (% over caseload standard). Yearly review and revision of the Public Defender's strategic plan is conducted by office budget/statistical staff in coordination with the Office of Management and Budget.



As a result of the economic downturn, Maricopa County management required departments to develop budget reduction scenarios that would decrease general fund budgets by 10%, 15% or 20%. Because the services provided by the Public Defender's Office are mandated and cost-effective when compared to alternatives, the department did not receive any significant funding cuts. However, cost saving measures were implemented to reduce spending where possible. Those efforts included:

- Severing the juvenile division of the Public Defender's Office into its own department.
- Compensating all Public Defender personnel engaged in training activities from training funds, opposed to a combination of general and training funds.
- Scaling back on the purchase of supplies and services for discretionary supplies, furniture, and equipment.

These cutbacks allowed the department to return nearly \$630,000 of general fund monies (approximately 2% of the department's general fund budget).

The Public Defender's Office continually prioritizes enhancing and maintaining strategic fitness. We routinely report data and associated commentary in a timely fashion, supporting the County's efforts to achieve fiscally sound practices.


ALL DIVISIONS

Case Assignments and Staffing Model July 1, 2008 - June 30, 2009			
Case Type	FY09 Assigned Cases ¹	Standard ²	Attorneys to Meet Standard ³
Capital	7	2.0	3.3
All other Homicide	160	11.4	14.0
Class 2-3 Felony	6,352		69.1
<i>Class 2 & 3 in RCC/EDC</i>	2,835	184.3	15.4
<i>Class 2 & 3 not RCC/EDC</i>	3,517	65.5	53.7
DUI	2,331		9.0
<i>DUI in RCC/EDC</i>	1,659	432.0	3.8
<i>DUI not RCC/EDC</i>	672	129.0	5.2
Class 4-6 Felony	16,776		48.8
<i>Class 4-6 Felony in RCC/EDC</i>	13,061	532.6	24.5
<i>Class 4-6 Felony not RCC/EDC</i>	3,715	152.6	24.3
Violation of Probation	15,235	1004.0	15.2
Misdemeanor	3,176	407.6	7.8
Trial Excluding Capital	44,030	N/A	164.0
Mental Health	3,453	278.6	12.4
Non-Capital Appeals	371	24.0	15.5
Capital Appeals	0	2.0	0.0
All Criminal Appeals	371		15.5
Plea PCR (Appeal/PCR)	243	240.0	1.0
Trial PCR (PCR)	70	18.0	3.9
Juvenile Appeal	38	36.0	1.1
Appeals Division Total	722	294.0	21.5
Total of Above	48,212	N/A	201.2

1 Assigned Cases are calculated as total cases opened during the time period, minus cases closed during the time period with the following dispositions: no complaint, administrative transfer, and workload withdrawal cases.

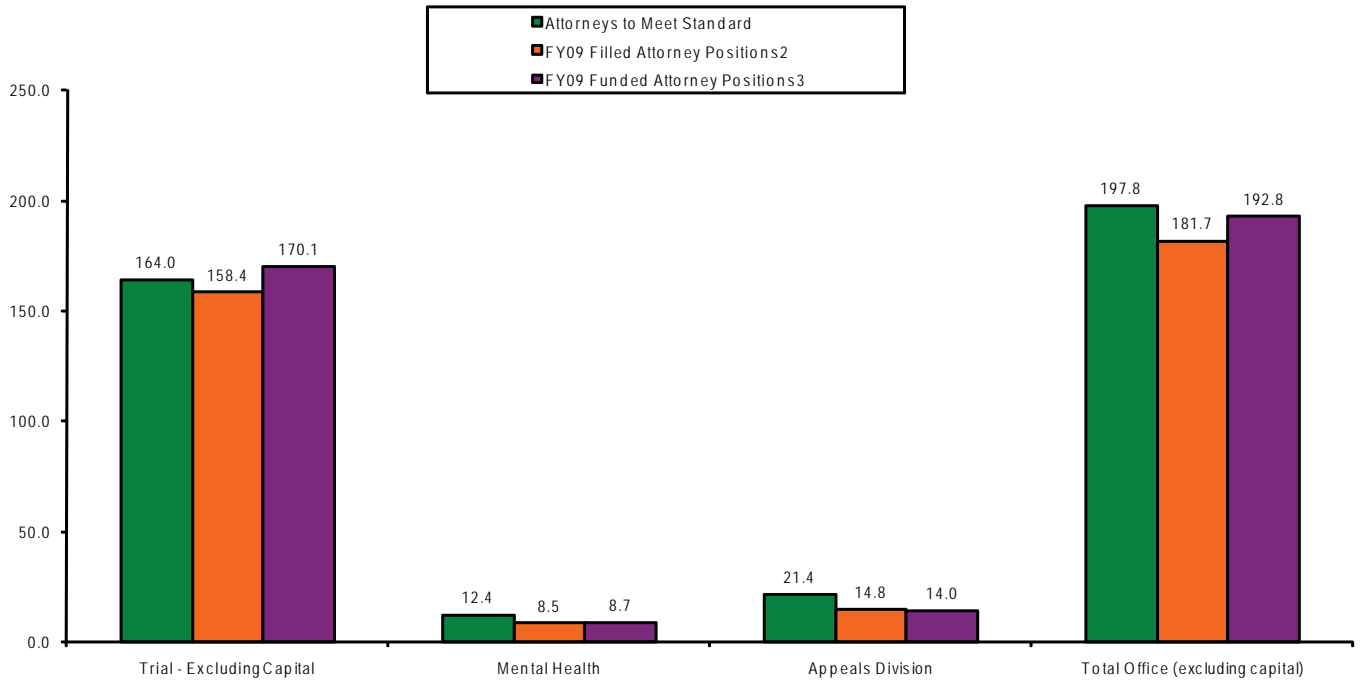
2 Standard column represents the established caseload standard. The majority of the standards were developed during the Spangenberg Case Weighting Study conducted in 2003.

3 Attorneys to Meet Standard is calculated by dividing cases assigned by the established standard. This represents the annual average caseload for one full time staff attorney in Maricopa County, assuming the attorney handled only that type of case.



ALL DIVISIONS

Division Totals Needed Vs. Filled and Funded Attorney Positions



Capital cases and capital attorneys have been excluded from the trial division data to allow us to depict the remaining case types without skewed data. Beginning in FY08, the Public Defender's Office began having capital attorneys track their time in the Indigent Representation Information System timesheets. The intent is to obtain sufficient data needed to develop a reliable standard. Because of the long duration of capital cases, it may take some years to yield a valid standard. Until then, trial division case data will be represented without capital cases or capital attorneys.

ABSTRACTS


Statistics

Case Assignments

History of Cases Assigned by Case Categories FY05-FY09 Cases Assigned ^{1,2}					
Case Type	FY05	FY06	FY07	FY08	FY09
Capital	11	12	18	14	7
All other Homicide	126	119	159	189	160
Class 2-3 Felony	5,526	6,684	6,001	5,709	6,352
<i>Class 2-3 Felony - RCC/EDC</i>	277	2,430	2,094	2,438	2,835
<i>Class 2-3 Felony - Non RCC/EDC</i>	5,249	4,254	3,907	3,271	3,517
DUI	2,334	2,286	2,121	2,206	2,331
<i>DUI - RCC/EDC</i>	757	1,579	1,457	1,616	1,659
<i>DUI - Non RCC/EDC</i>	1,577	707	664	590	672
Class 4-6 Felony	17,562	18,708	17,545	18,903	16,776
<i>Class 4, 5, & 6 Felony - RCC/EDC</i>	9,532	13,422	12,814	14,663	13,061
<i>Class 4, 5, & 6 Felony - Non RCC/EDC</i>	8,030	5,286	4,731	4,240	3,715
Violation of Probation	17,811	19,603	18,473	15,904	15,235
Misdemeanor	4,871	3,724	3,417	3,276	3,176
Trial Division Total	48,241	51,136	47,734	46,201	44,037
Mental Health Total	2,054	2,410	2,546	2,818	3,453
Appeals (includes Capital)	350	371	436	318	371
Plea PCR (Appeal PCR)	844	729	626	527	243
Trial PCR (PCR)	145	116	169	128	70
Juvenile Appeal	70	50	34	46	38
Appeals Division Total	1,409	1,266	1,265	1,019	722
Total of Above	51,704	54,812	51,545	60,057	48,212

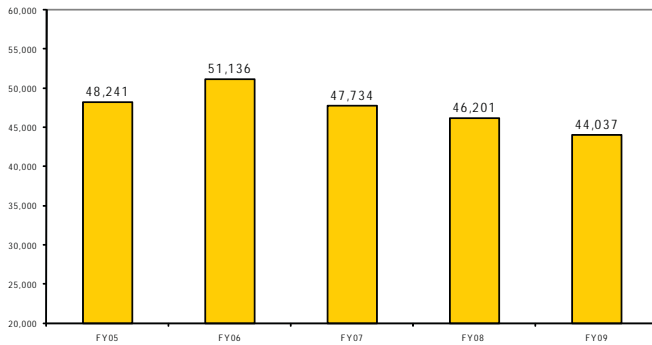
1 A substantial review of historical data was made in June and July 2007. The data here has been updated to reflect any corrections processed at that time for FY03 through FY07.

2 Total cases opened minus cases closed during the time period with the following dispositions: no complaint, administrative transfer, and workload withdrawal cases.

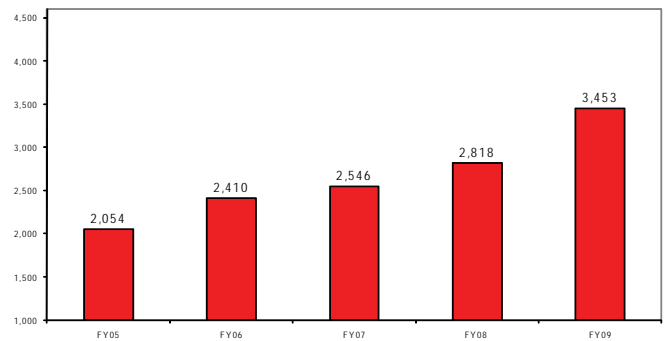


Case Assignments by Division

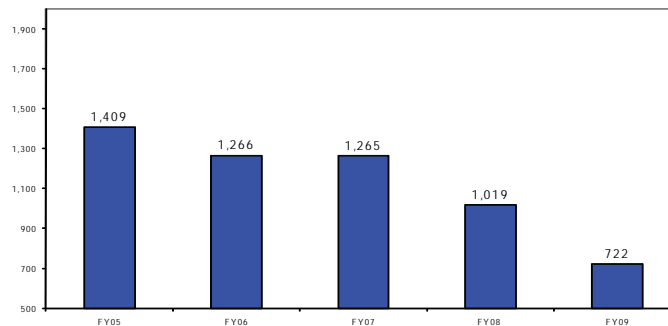
Trial Division



Mental Health



Appeals Division

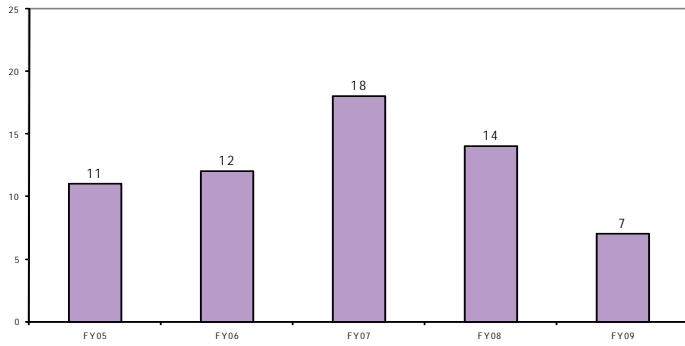


ABSTRACTS

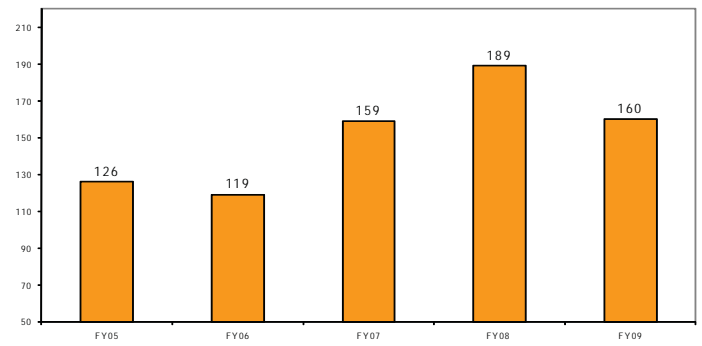
Statistics

Case Assignments by Type

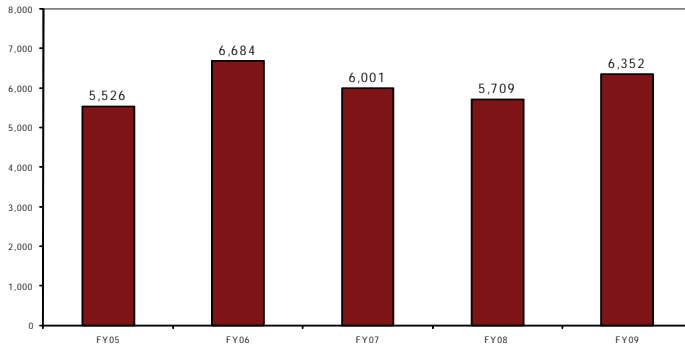
Capital



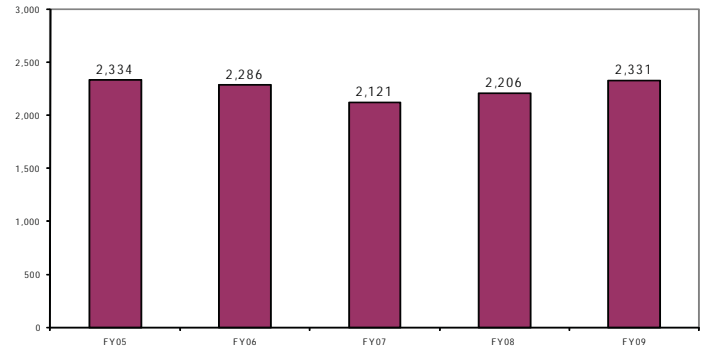
All Other Homicide




Class 2-3 Felony



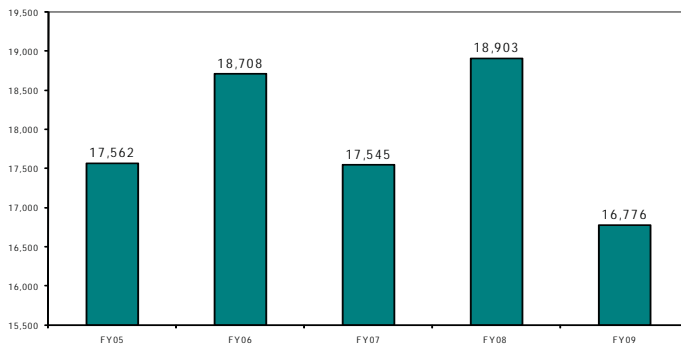
DUI



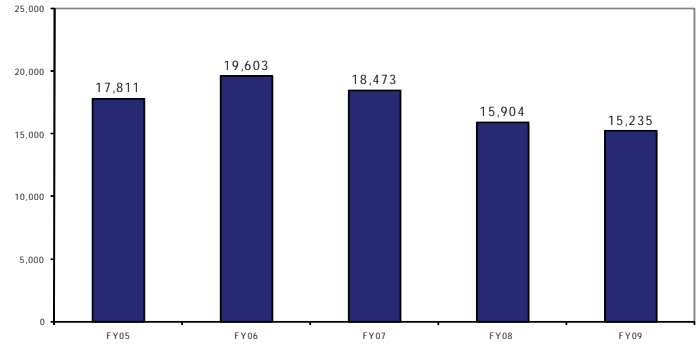


Case Assignments by Type

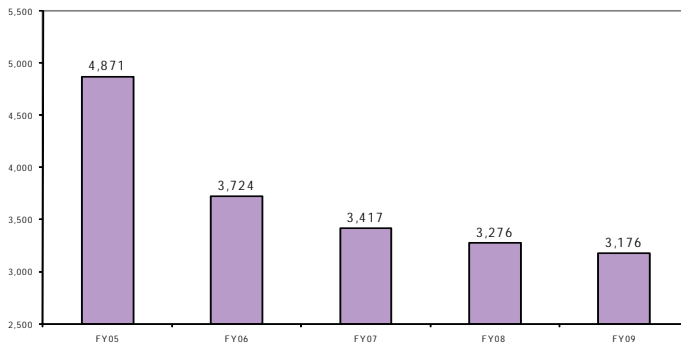
Class 4-6 Felony



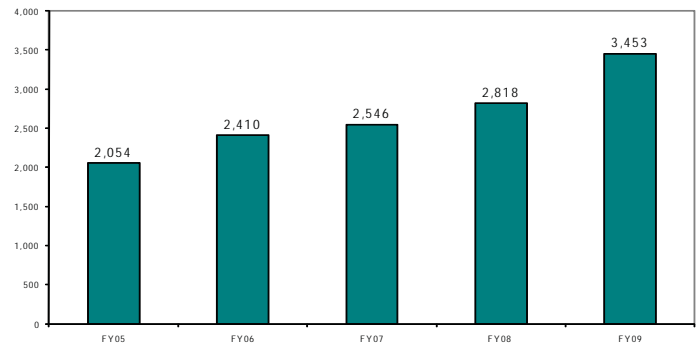
Violation of Probation



Misdemeanor



Mental Health

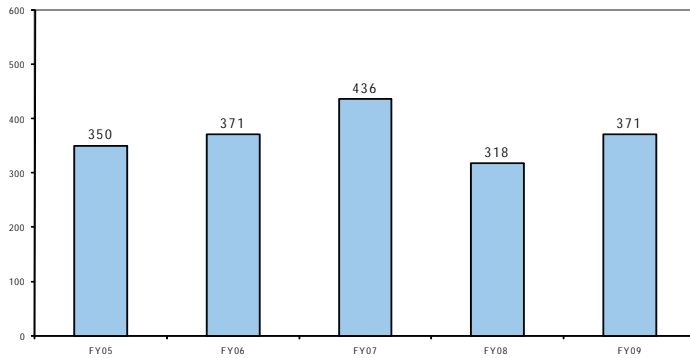


ABSTRACTS

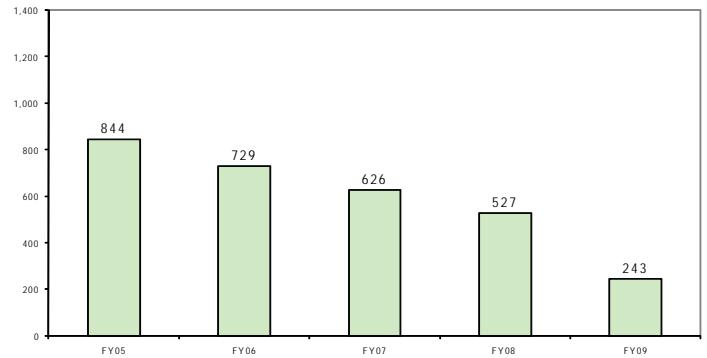
Statistics

Case Assignments by Type

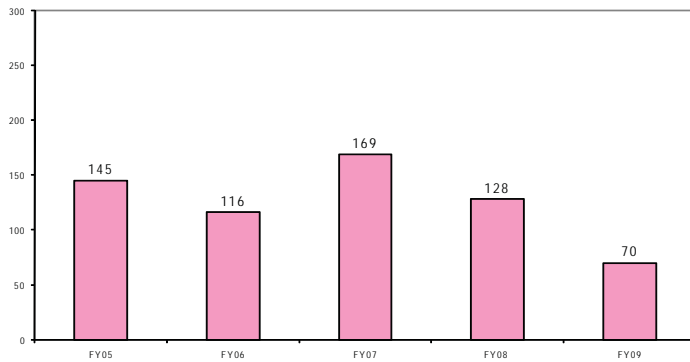
Appeals (includes Capital)



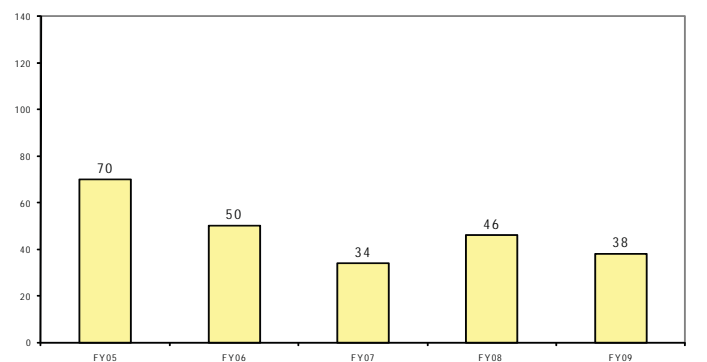
Plea PCR (Appeal PCR)




Trial PCR (PCR)



Juvenile Appeals





Case Resolutions

History of Cases Resolved by Case Categories FY05-FY09 Cases Resolved ^{1,2}					
Case Type	FY05	FY06	FY07	FY08	FY09
Capital	3	9	7	8	8
All other Homicide	85	60	78	86	106
Class 2-3 Felony	4,377	4,587	4,604	3,847	4,276
<i>Class 2-3 Felony - RCC/EDC</i>	224	1,417	1,541	1,390	1,496
<i>Class 2-3 Felony - Non RCC/EDC</i>	4,153	3,170	3,063	2,457	2,780
DUI	1,832	1,869	1,558	1,676	2,007
<i>DUI - RCC/EDC</i>	226	987	1,082	1,114	1,266
<i>DUI - Non RCC/EDC</i>	1,606	882	476	562	741
Class 4-6 Felony	14,703	15,148	14,824	14,921	15,282
<i>Class 4, 5, & 6 Felony - RCC/EDC</i>	7,076	10,123	10,750	11,136	11,175
<i>Class 4, 5, & 6 Felony - Non RCC/EDC</i>	7,627	5,025	4,074	3,785	4,107
Violation of Probation	16,243	17,452	17,533	14,835	14,132
Misdemeanor	4,100	3,359	3,037	2,765	2,827
Trial Division Total	41,343	42,484	41,641	38,138	38,638
Mental Health	2,023	2,369	2,452	2,712	3,358
Appeals (includes Capital)	295	313	328	283	334
Plea PCR	632	620	501	485	329
Trial PCR	111	84	69	69	47
Juvenile Appeals	71	39	32	53	22
Appeals Division Total	1,109	1,056	930	890	732
Total of All Above	44,475	45,909	45,023	41,740	42,728

1 A substantial review of historical data was made in June and July 2007. The data here has been updated to reflect any corrections processed at that time for FY03 through FY07.

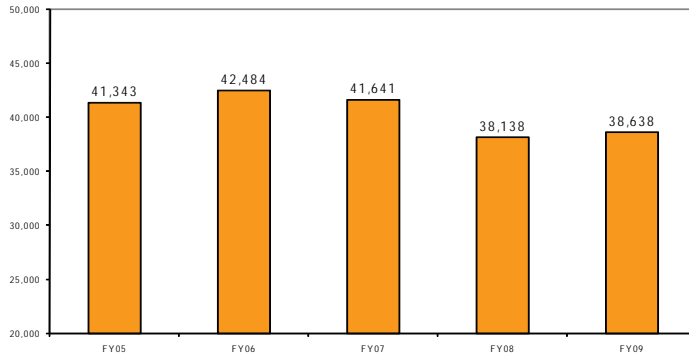
2 Total cases closed during the fiscal year, minus cases closed during the fiscal year that were not resolved by the office directly (i.e., reduced by cases in which no complaint is filed, private counsel is retained, conflict withdrawals, workload withdrawals, and transfers to another IR department).

ABSTRACTS

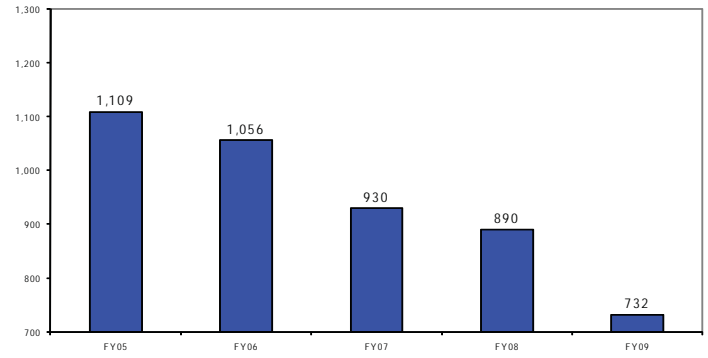
Statistics

Case Resolutions by Division

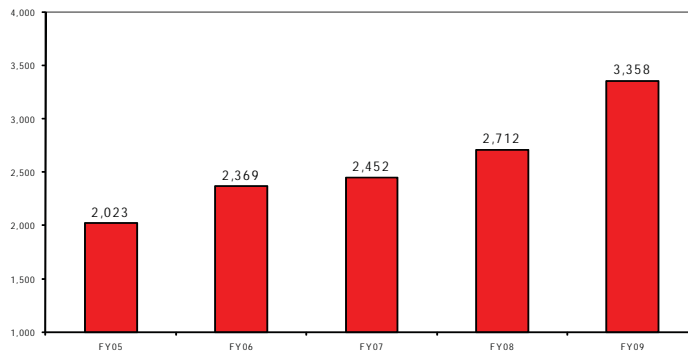
Trial Division




Appeals Division



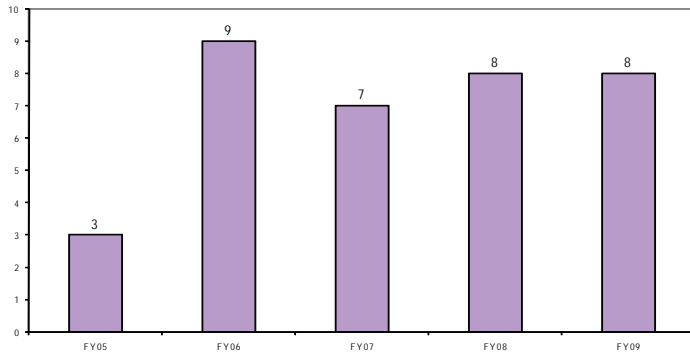
Mental Health Division



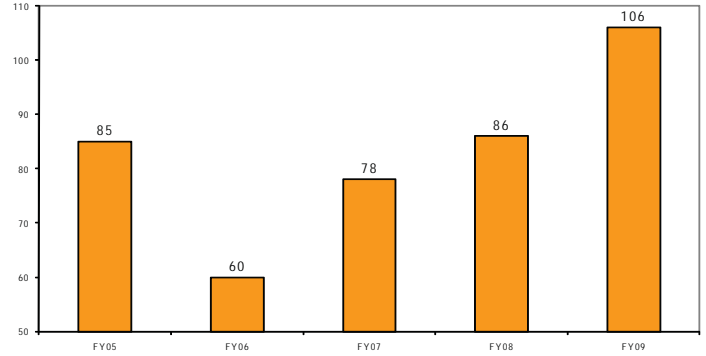


Case Resolutions by Type

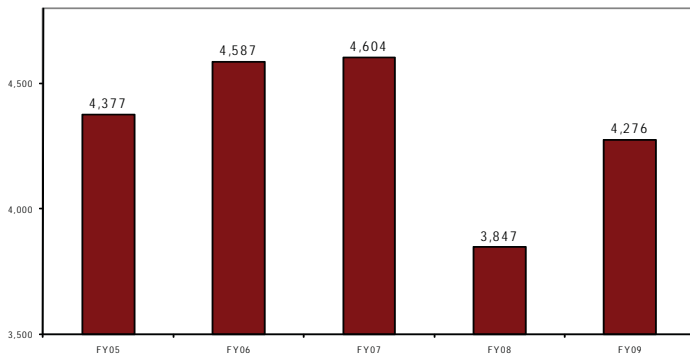
Capital



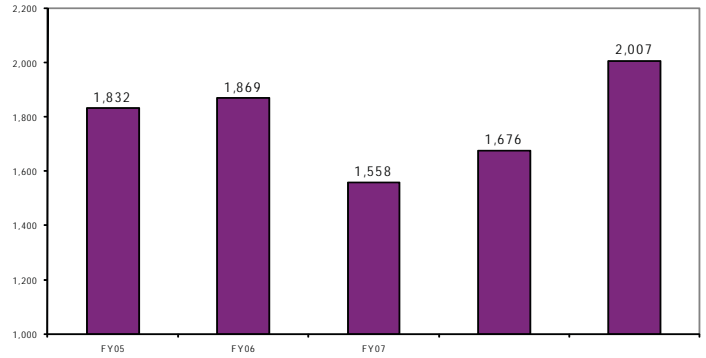
All other Homicide



Class 2-3 Felony



DUI

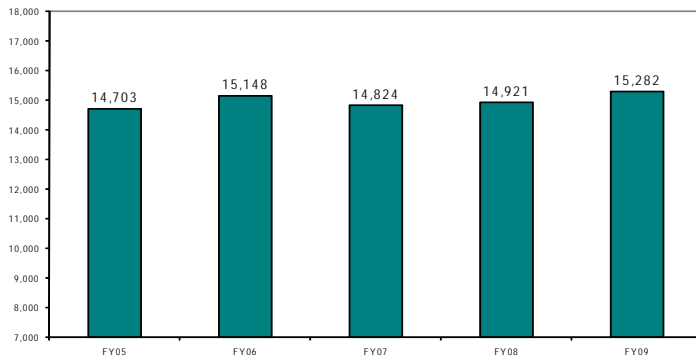


ABSTRACTS

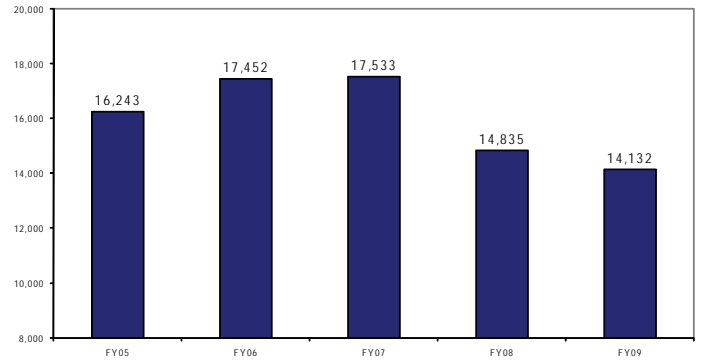
Statistics

Case Resolutions by Type

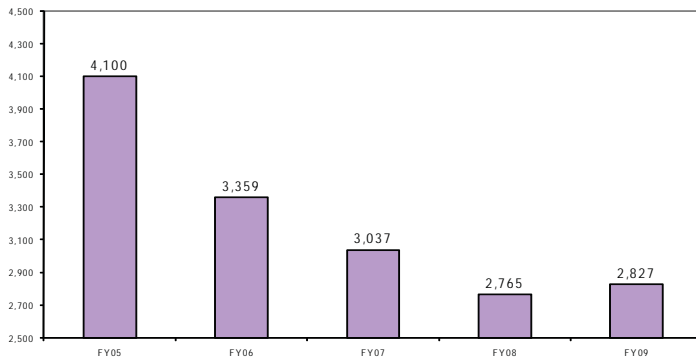
Class 4-6 Felony



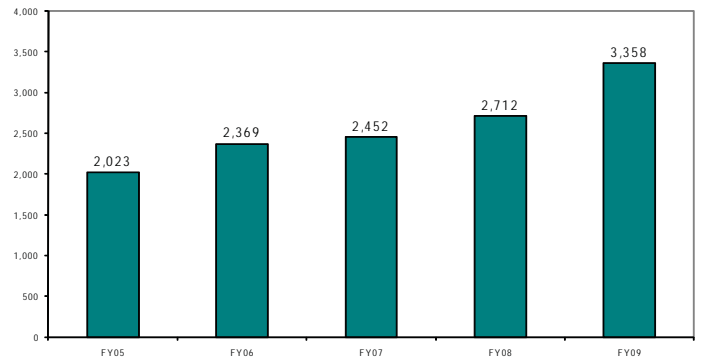
Violation of Probation




Misdemeanor



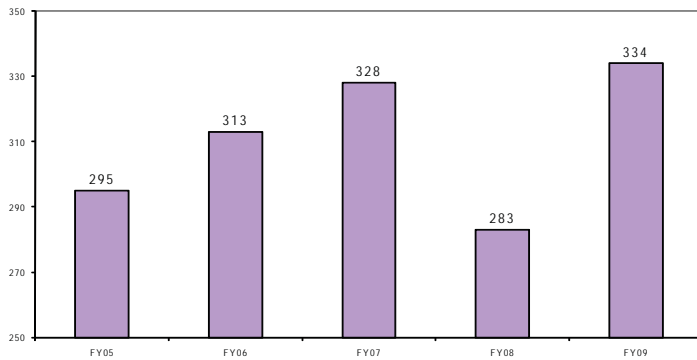
Mental Health



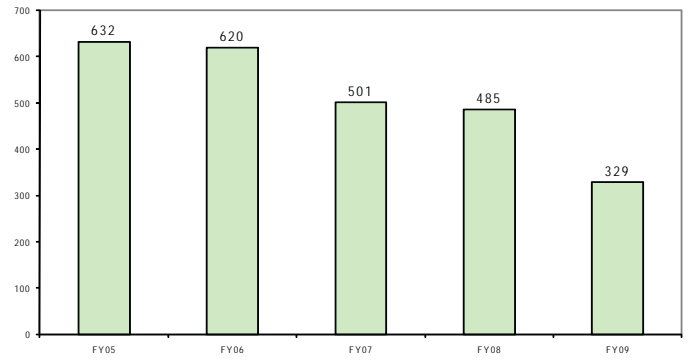


Case Resolutions by Type

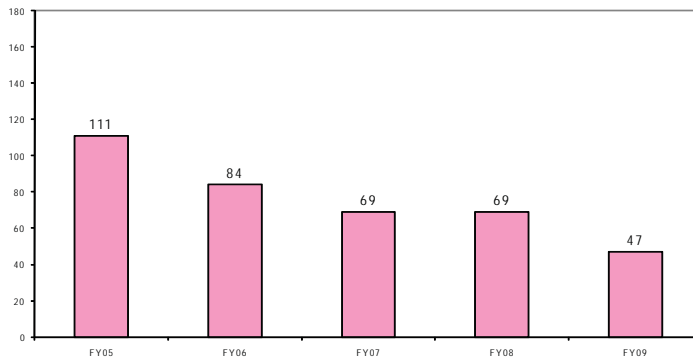
Appeals (includes Capital)



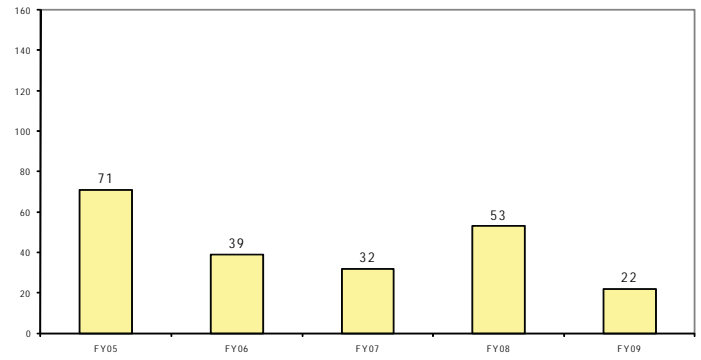
Plea PCR



Trial PCR



Juvenile Appeals



620 West Jackson, Suite 4015
Phoenix, Arizona 85003
(602) 506-7711